

Academic Excellence and Bibliometric Tools

David PONTILLE and Didier TORNY *



* Random name order

The authors equally contributed to this communication

No metrics could measure the respective contribution of each author

By gentlemen's agreement, a la Lennon/McCartney, any production is coauthored whatever the actual contributions are

journal rankings

Répartition des en rubriques des revues en économie et en gestion suite à la réunion du 23 mai 2000 (2.06.2000)

(J.F.L.)

• Revues généralistes	→ Au dernier
• Economie mathématique	→ A. F. → Aron
• Méthodologie économique - Epistémologie	→ Fontaine → R. Des Santos + R. Herme
• Histoire de la pensée	→ Esoud →
• Histoire économique	→
• Econométrie et statistique	→ A. L. (complexe) → demande à l'effort
• Théorie des jeux -	→
• Théorie de la décision -	→ A. F. → R. J. Villiers + J. P. Talle + A. B. + A. B. + A. B.
• Economie expérimentale	→
• Macro-économie	→
• Economie monétaire	→

COMITE NATIONAL DE LA RECHERCHE SCIENTIFIQUE

SECTION 37 DU COMITE NATIONAL « ECONOMIE ET GESTION »

FRENCH NATIONAL COMMITTEE FOR SCIENTIFIC RESEARCH "ECONOMICS AND MANAGEMENT" 37TH SECTION

Classement des revues à comité de lecture en économie et en gestion

Journal Ranking in Economics and Management

Mise à jour : Juillet 2004
Uptaded : July 2004

aeres
agence d'évaluation de la recherche et de l'enseignement supérieur

Liste des revues AERES pour le domaine HISTOIRE ET PHILOSOPHIE DES SCIENCES

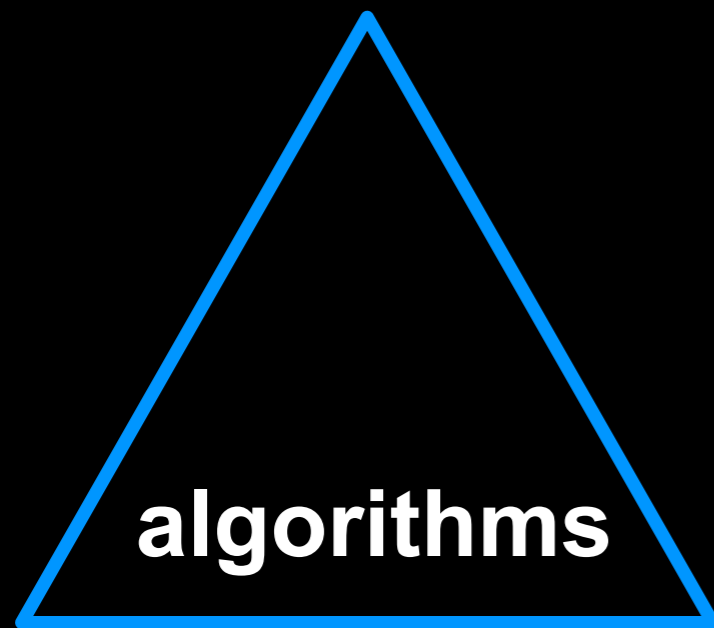
Titre	ISSN	Rang
Acta philosophica Fennica	0355-1792	1 ^o
Agricultural History	0002-1482	2 ^o
Agricultural History Review	0002-1490	2 ^o
Air Power History	1044-016X	2 ^o
Ambix	0002-6980	2 ^o
Analysis	0003-2638	1 ^o
Annals of Science	0003-3790	2 ^o
Annals of the History of Computing	0164-1239	2 ^o
Annals of the New York Academy of Sciences	0077-8923	2 ^o
Apeiron. A Journal for Ancient Philosophy and Science	0003-6390	2 ^o
Arabic Sciences and Philosophy. A Historical Journal	0957-4239	1 ^o
Archiv für Geschichte der Philosophie	0003-9101	1 ^o
Archive for History of Exact Sciences	0003-9519	1 ^o
Archives Internationales d'Histoire des Sciences	0003-9810	2 ^o
Archives of Natural History	0260-9541	2 ^o
Argumentation	0920-427X	2 ^o
Ars Pharmaceutica	0004-2927	2 ^o
Asclepio. Revista de Historia de la Medicina y de la Ciencia	0210-4466	2 ^o
Asian Medicine. Tradition and Modernity	1573-420X	2 ^o
Australasian Journal of Philosophy	0004-8402	1 ^o
Biology and Philosophy	0169-3867	1 ^o
British Journal for the History of Science	0007-0874	1 ^o
British Journal for the Philosophy of Science	0007-0882	1 ^o
Bulletin of Symbolic Logic	1079-8986	1 ^o
Bulletin of the History of Medicine	0007-5140	1 ^o
Bulletin of the Scientific Instrument Society	0956-8271	2 ^o
Centaurus. International Magazine of the History of Mathematics, Science and Technology	0008-8994	2 ^o
Configurations	1063-1801	2 ^o
Croatian Journal of Philosophy	1333-1108	1 ^o
Early Science and Medicine. A Journal for the Study of Science, Technology and Medicine in the Pre-modern Period	1383-7427	2 ^o
East Asian Science Technology and Medicine	1562-918X	2 ^o

2010 finalised journals in a Field of Research

1608: Sociology

ERA Journal ID	Ranking	Title	ISSN
10812	A*	American Journal of Sociology	0002-9602 1537-5390
10813	A*	American Sociological Review	0003-1224 1939-8271
10815	A*	Annual Review of Sociology	0360-0572 1545-2115
10824	A*	Body and Society	1357-034X 1460-3632
10825	A*	British Journal of Sociology	0007-1315 1468-4446
10891	A*	Law and Society Review	0023-9216 1540-5893
7462	A*	Nations and Nationalism	1354-5078 1469-8129
39837	A*	Social Science and Medicine	0277-9536 1873-5347
10942	A*	Sociology: the journal of the British Sociological Association	0038-0385 1469-8684
30292	A	Acta Sociologica	0001-6993 1502-3869
41442	A	Analyses of Social Issues and Public Policy	1529-7489 1530-2415
10816	A	Archives Europeennes de Sociologie	0003-9756 1474-0583
9451	A	Asian Ethnicity	1463-1369 1469-2953
41551	A	British Journal of Canadian Studies	0269-9222 1757-8078
10826	A	British Journal of Sociology of Education	0142-5692 1465-3346
9468	A	Contributions to Indian Sociology	0069-9659 0069-9667

bibliometrics



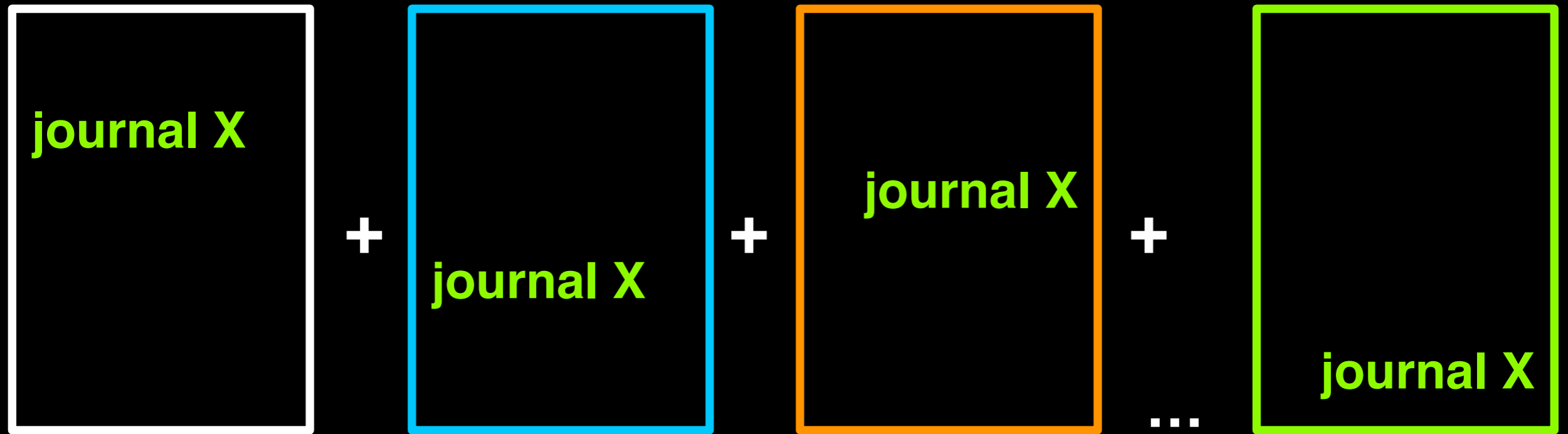


**Journal
Impact
Factor**

1963

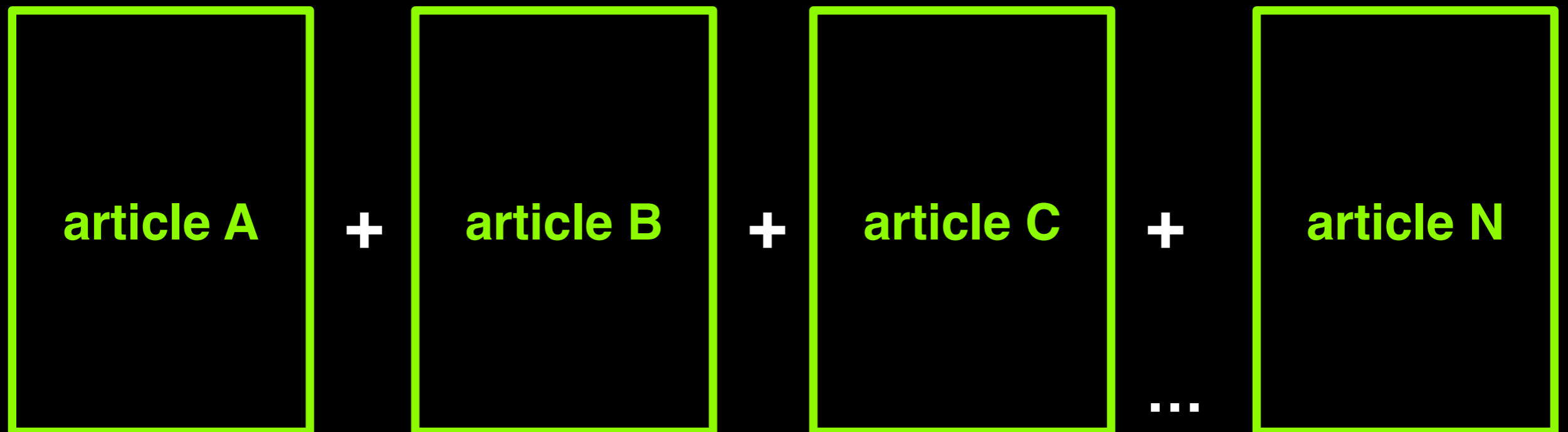
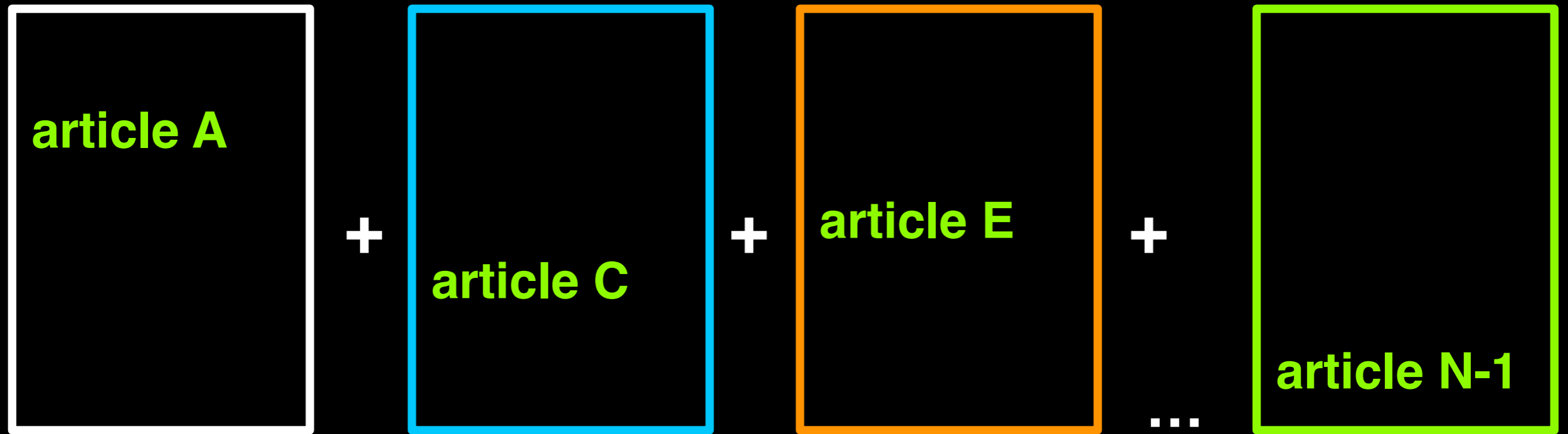
counting citations

(Gross & Gross 1927 ; Bradford 1934)



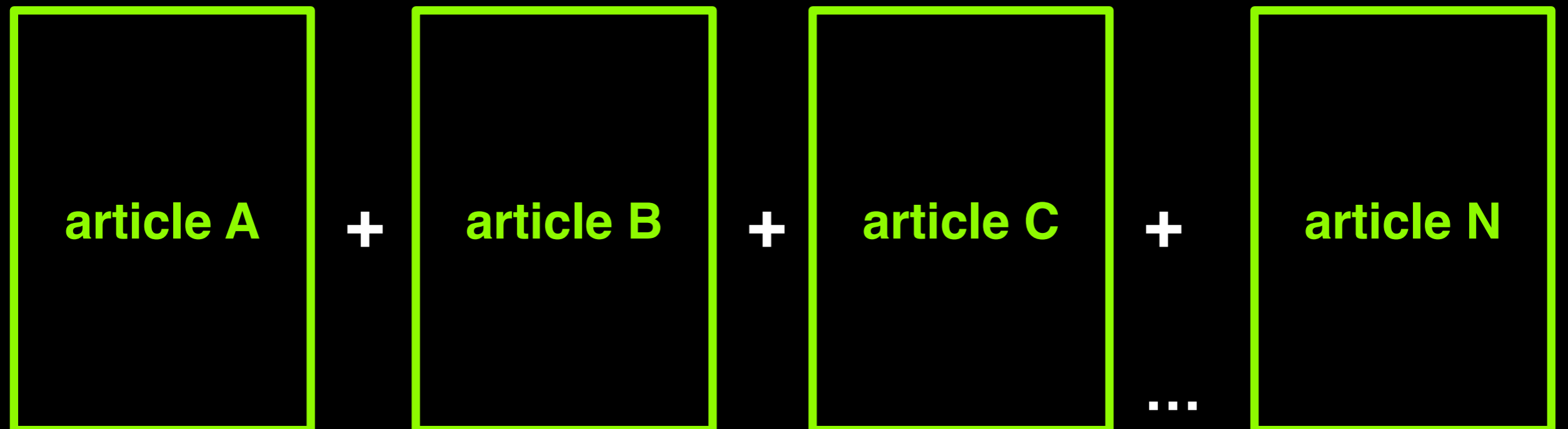
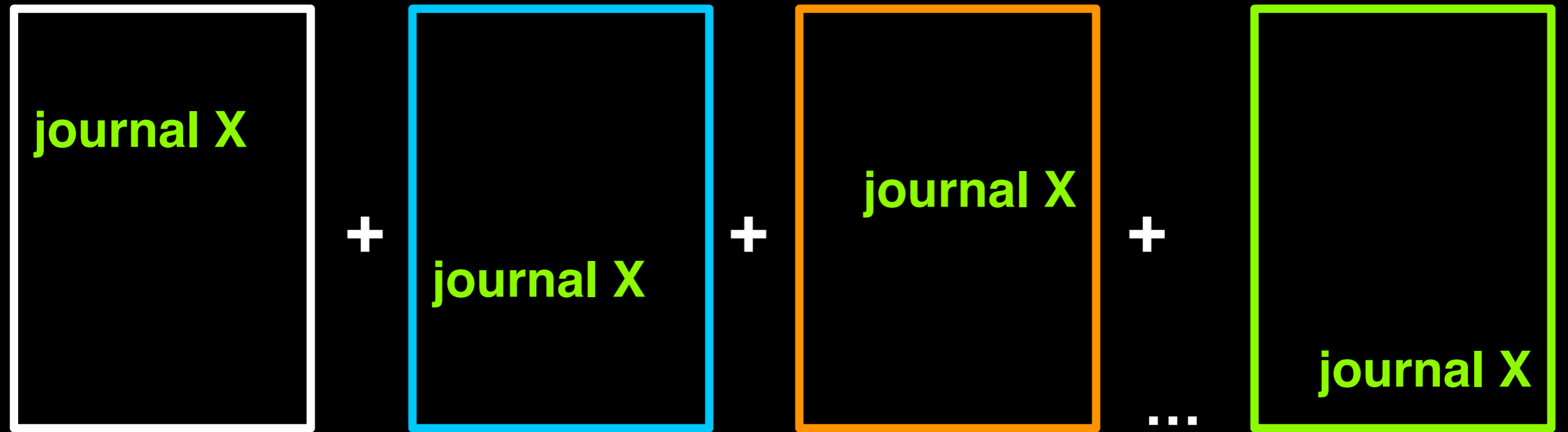
research potential realized

(Raisig 1960)



journal impact factor

(Garfield and Sher 1963)





**Science
Citation
Index**

1964

CITATION INDEX

Sample Display

Cited Item

Citing Item

		VOL	PG	YR	
<i>cited author</i>	ANSANELLI V				<i>citing author</i>
	87 AM J SURG	146	117		<i>journal abbreviation</i>
	BOLLER M				
				127 277 97	<i>volume, page & year</i>
<i>Both of these items by ANSARA I were references used by Wagner C in his article from Metallurgical Transactions—B.</i>	ANSARA I				
	91 MONATSCHEFTE CHEMIE	102	1855		
	91 SEMIN CHIM ETAT SOLI	1			
	WAGNER C				
		7	485	97	
	ANSARI A				
<i>year of publication, journal abbreviation, volume & page</i>	88 AM J GASTROENTEROL	50	456		
	ANDERSSO. A			42 173 97	
	REDDI K K			73 2308 97	
	88 S MED J	61	858		
	WAYNE KS			114 15 97	
	ANSARI AH				
<i>Both these authors cited ANSARI AH's paper in their articles in Obstetrics and Gynecology</i>	89 AM J OBSTET GYNEC	103	511		
	PENTTILA IM			8 299 97	R
	90 FERTILITY STERILITY	21	873		
	STRUVE FA			33 741 97	
	YOUNG JK			3 322 97	
<i>undated item</i>	ANSEAU MR				
	**IN PRESS				
	CANTOR B				
				24 845 97	
	ANSELIN F				
	83 CR HEBDOMAD SE ACAD	256	2616		
	PEZAT M			18 381 97	
	85 T AM NUCL SOC	20			
	BLANCHAR P			23 151 97	M

Consult the Source Index section of the SCI for bibliographic information on all citing items in the Citation Index. (See sample below)

Codes Indicate Type of Source Item:

- Blank** articles, reports, technical papers, etc.
- B** book reviews (from The Scientist®, Science or Nature)
- C** corrections, errata, etc.
- E** editorial material
- I** items about individuals (tributes, obituaries, etc.)
- L** letters, communications, etc.
- M** abstracts from meetings
- NI** news items
- R** reviews
- RP** reprints
- W** computer reviews (hardware reviews, software reviews, database reviews)

Source Index entry for article by Pezat M which makes reference to the 1983 paper by Anselin F.

SOURCE INDEX ENTRY

PEZAT M

• TANGUY B VLASSE M PORTIER J HAGENMUL. P—(FR)
 RARE EARTH NITRIDE FLUORIDES
 J SOL ST CH 18(4):381-390 97 A4684 28R

A complete description of each source item code appears in the SCI Codes & Conventions: Citation Index section of the instructional material.

ISI® Journal Accession Number

Journal Citation Reports

1975

FIVE-YEAR CUMULATION 1975-1979

U
I
02425
V.37
1975-79
SCIENCE

ISI

JOURNAL CITATION REPORTS® Garfield 9 SCIENCE CITATION INDEX® 1975 Annual	JOURNAL CITATION REPORTS® Garfield 9 SCIENCE CITATION INDEX® 1976 Annual	SCI® JOURNAL CITATION REPORTS® Garfield 13 SCIENCE CITATION INDEX® 1977 Annual	SCI® JOURNAL CITATION REPORTS® Garfield 13 SCI® SCIENCE CITATION INDEX® 1978 Annual	SCI® JOURNAL CITATION REPORTS® Garfield 14 SCI® SCIENCE CITATION INDEX® 1979 Annual	CITATION INDEX A TO ASHE 1 SCI® SCIENCE CITATION INDEX® FIVE-YEAR CUMULATION 1980-1984	CITATION INDEX ASHE TO BELL 2 SCI® SCIENCE CITATION INDEX® FIVE-YEAR CUMULATION 1980-1984	CITATION INDEX BELL TO BORC 3 SCI® SCIENCE CITATION INDEX® FIVE-YEAR CUMULATION 1980-1984
---	---	---	---	---	--	---	---

ISI

An International Interdisciplinary Index
to the Literature of Science, Medicine, Agriculture, Technology,
and the Behavioral Sciences

Volume 9

Journal Citation Reports®

A Bibliometric Analysis of References
Processed for the 1974
Science Citation Index®

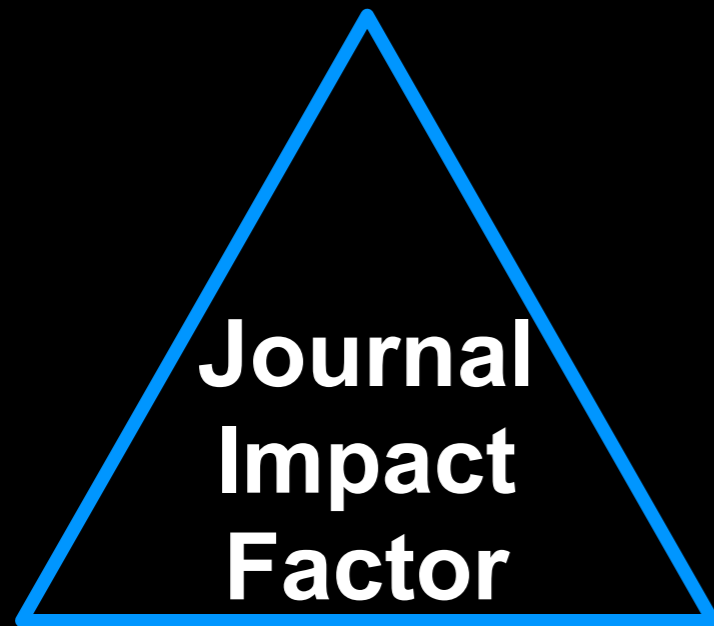
compiled and edited
by

Eugene Garfield

ISI®

<i>a</i>	A	B	C	D	E	F
1	1	28995	J. Am. chem. Soc.	4.385	17088	3
2	2	91645	*Physical Rev. (5)	2.670	19174	1
3	3	81353	J. biol. Chem.	5.845	35685	6
4	5	75206	*Nature (3)	4.006	18924	2
5	4	66272	*J. chem. Soc. (9)	1.870	12513	7
6	6	62041	J. chem. Physics	2.918	10462	9
7	8	51491	Biochim. biophys. Acta	3.120	14129	5
8	7	47505	Science	5.412	11781	8
9	9	46917	Proc. natn. Acad. Sci. USA	8.989	5517	4
10	11	37047	Lancet	6.677	10383	10
11	10	31563	Biochem. J.	3.627	4885	23
12	12	29275	Physical Rev. Letters	5.059	10108	11
13	32	27080	Biochemistry	4.711	7325	17
14	25	26726	New Engl. J. Med.	8.364	7385	15
15	22	24768	J. clin. Invest	6.992	5377	21
16	18	24209	J. molec. Biol	7.502	6129	18
17	41	23220	Biochem biophys. Res. Comm	3.744	8110	12
18	19	22520	J. Physiol. Lond	4.495	3160	46
19	33	22460	*Nuclear Physics (3)	2.514	7356	16
20	21	22245	*J. Cell Biol (2)	6.770	5685	38
21	29	22201	Astrophys. J.	4.063	7451	14
22	14	21519	Am. J. Physiol.	2.414	2412	59
23	27	20748	Brit. med. J.	3.556	4829	24
24	36	20699	J. expl Med	11.874	5557	19
25	15	20539	J. org. Chem	1.495	3526	40
26	16	19277	J. appl. Physics	1.558	3275	42
27	31	18975	J. Bacteriology	2.727	3809	37
28	30	18190	Analytical Chem	3.291	4140	32
29	17	18171	Proc. Soc. expl Biol Med	1.471	2454	58
30	23	18086	J. phys. Chem	2.031	2768	54
31	26	17211	J. Am. med Ass	3.068	2982	49
32	20	17201	*Proc. R. Soc (3)	2.350	1114	135
33	13	16782	*C.r. Acad. Sci. (5)	0.529	4247	29
34	35	16509	Tetrahedron Letters	1.777	5004	22
35	38	15970	*Archs Biochem Biophys (2)	2.952	3050	48
36	53	15948	Endocrinology	4.337	4098	33
37	49	15826	J. Immunology	5.112	4703	26
38	34	15666	*Physics Letters (2)	2.133	7672	13
39	39	15281	J. geophys. Res.	2.536	3854	36
40	24	14706	*Chem. Ber. (2)	1.506	1353	104
41	37	14668	Ann. N. Y. Acad. Sci.	1.181	1291	113
42	52	14461	Circulation	6.834	4025	34
43	50	14310	Inorg. Chem.	2.457	3589	39
44	45	13911	*Acta crystallographica (3)	1.361	2394	60
45	82	13847	*Eur. J. Biochem (2)	3.857	4595	27
46	47	13755	J. Pharmacol. expl Ther.	3.576	2026	65

institute for scientific information



1963




1964



1975

institute for scientific information



new data providers (1)



The image is a vertical advertisement for the SCOPUS Database. At the top, the word "SCOPUS" is written in a large, bold, blue font with a trademark symbol. Below it, the word "Database" is written in a large, bold, black font. Underneath, the text "FIND FULL TEXT ARTICLES:" is written in a smaller, black font. Below this, there is a bulleted list of five categories: Science, Engineering, Medicine, Pharmacology, and Arts & Humanities, all in blue font. At the bottom of the advertisement, there is a decorative graphic of blue, abstract, flowing lines.

- Science
- Engineering
- Medicine
- Pharmacology
- Arts & Humanities

new data providers (2)



Søk

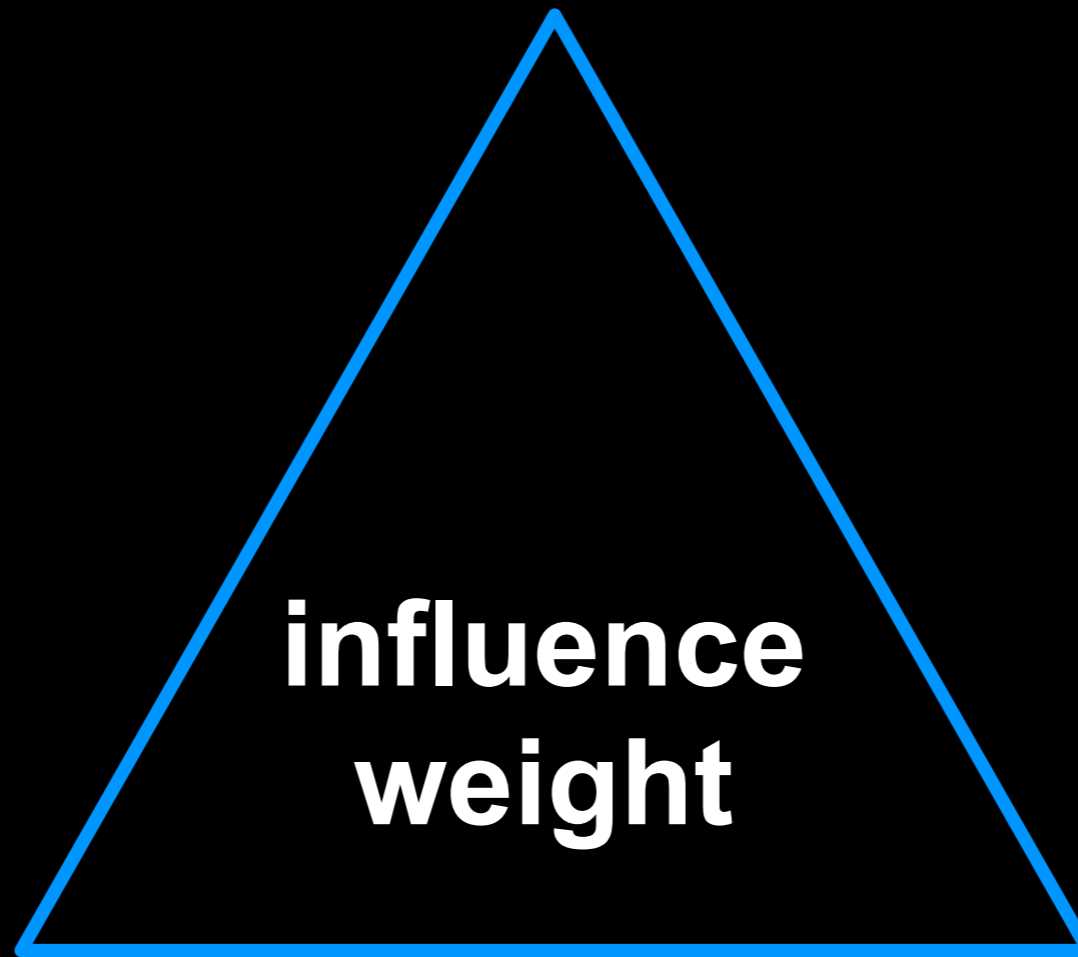
[Avansert Scholar-søk](#)
[Scholar-innstillinger](#)
[Hjelp for Scholar](#)

Stå på skuldrene til kjemper

Stand on the shoulders of giants.

Google Scholar provides a simple way to broadly search for scholarly literature. From one place, you can search across many disciplines and sources: articles, theses, books, abstracts and court opinions, from academic publishers, professional societies, online repositories, universities and other web sites. Google Scholar helps you find relevant work across the world of scholarly research.

“new” algorithms (1)



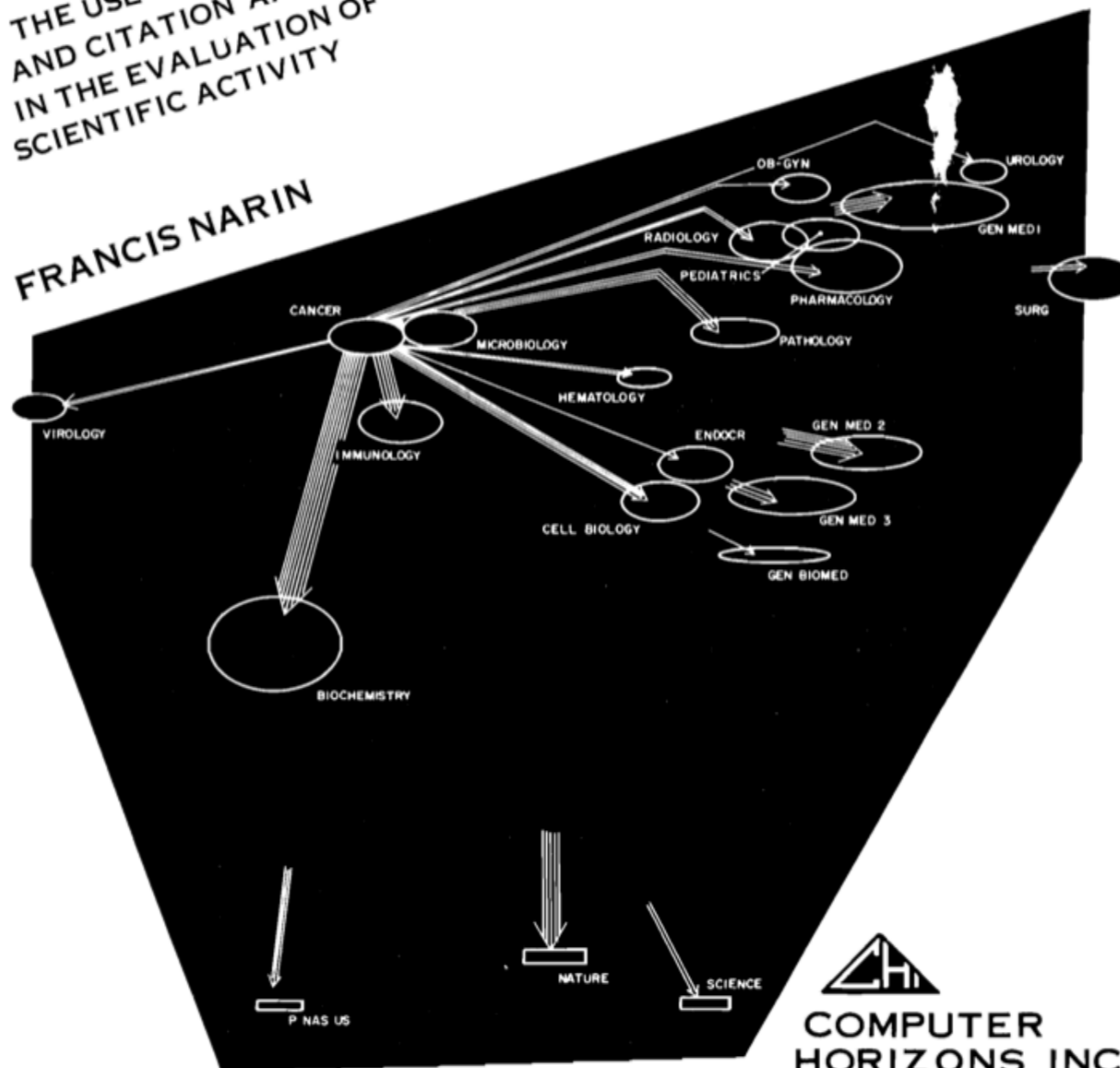
1975

all citations are not born equal

Evaluative Bibliometrics

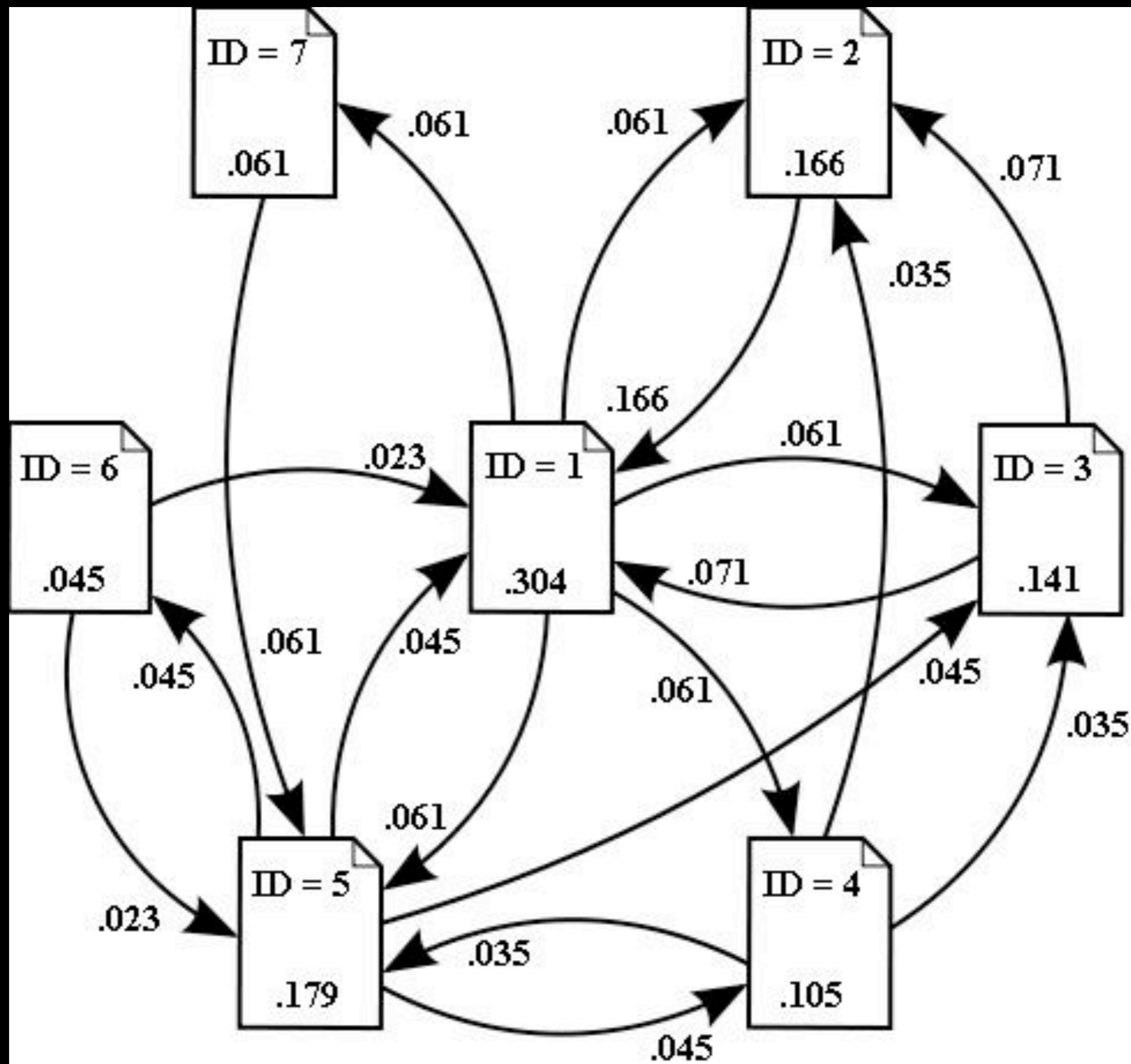
THE USE OF PUBLICATION
AND CITATION ANALYSIS
IN THE EVALUATION OF
SCIENTIFIC ACTIVITY

FRANCIS NARIN



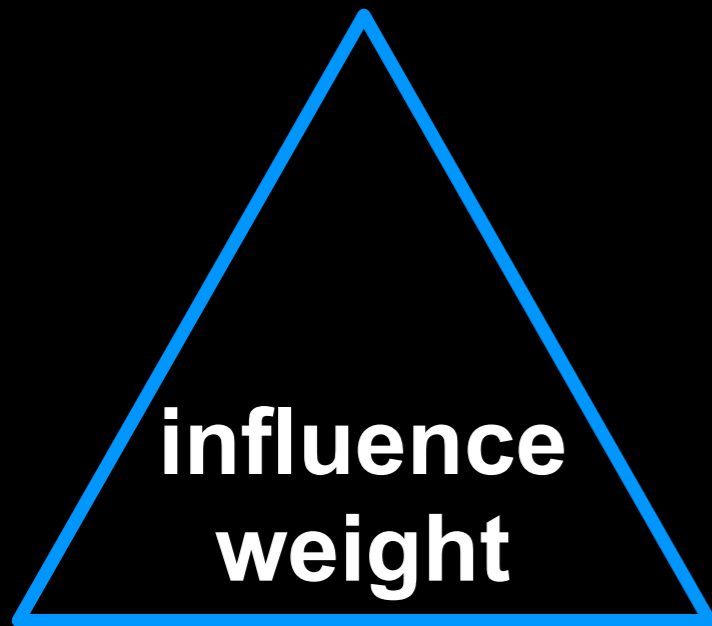

COMPUTER
HORIZONS, INC.

all citations are not born equal



all citations are not born equal





1975



2005



2007




1998



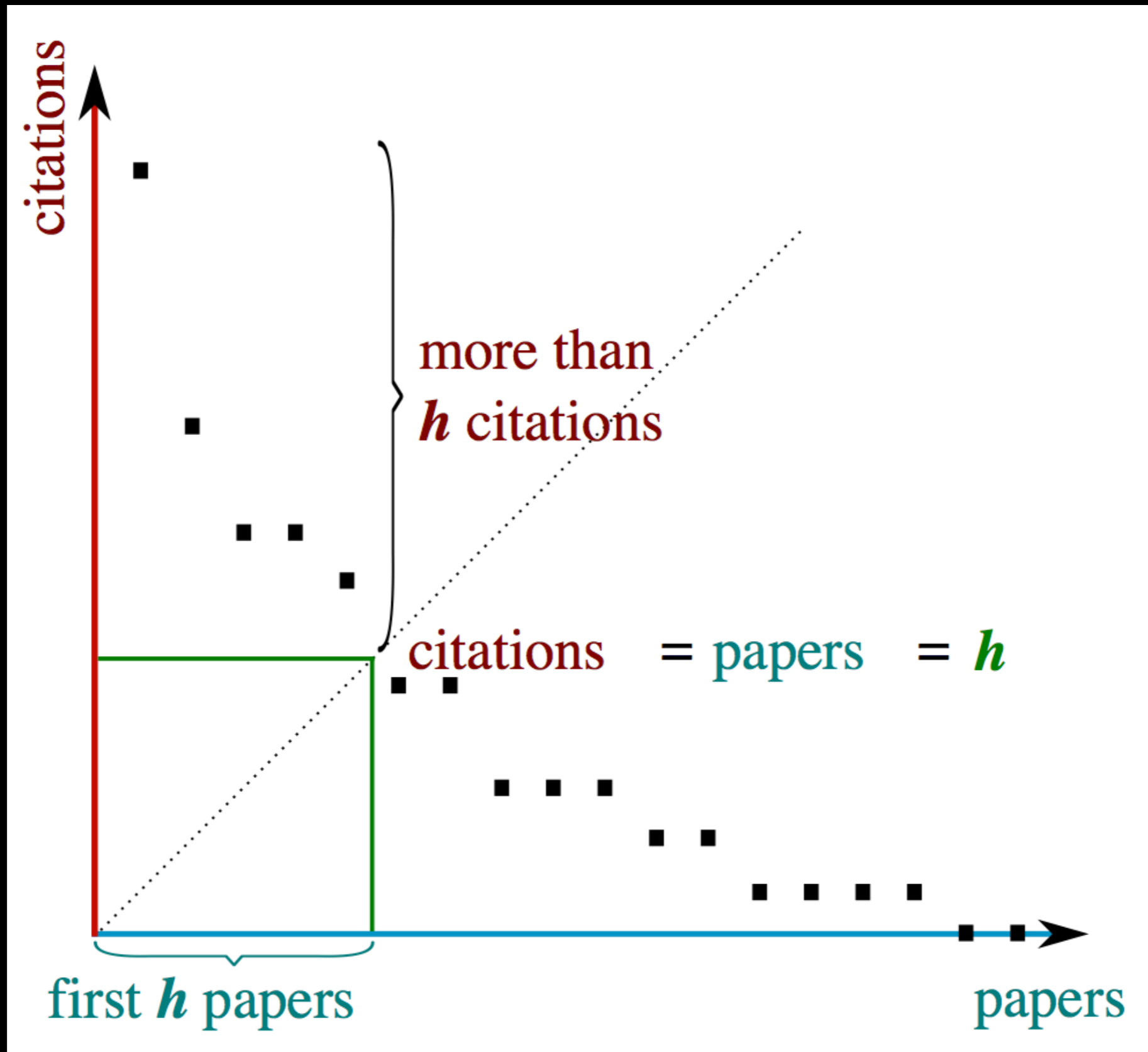
2007

“new” algorithms (2)



2005

h-index



h-index

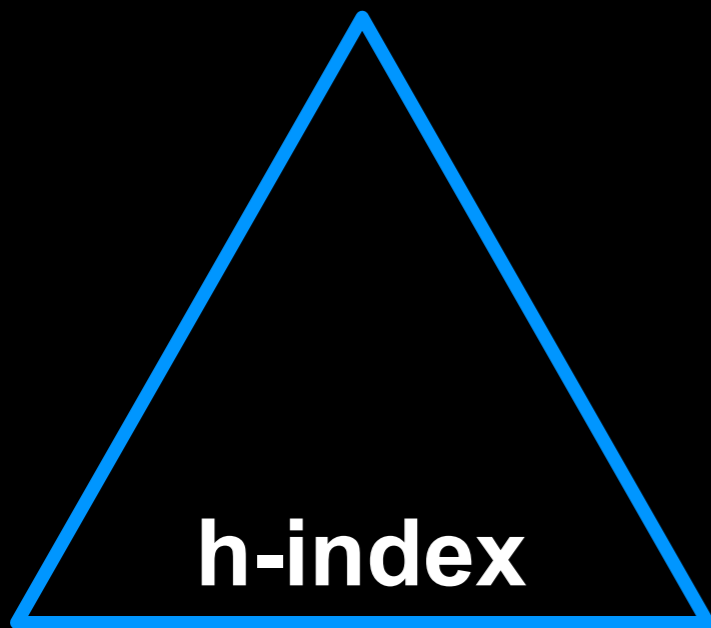
citations




■

- (i) A value of $m \approx 1$ (i.e., an h index of 20 after 20 years of scientific activity), characterizes a successful scientist.
- (ii) A value of $m \approx 2$ (i.e., an h index of 40 after 20 years of scientific activity), characterizes outstanding scientists, likely to be found only at the top universities or major research laboratories.
- (iii) A value of $m \approx 3$ or higher (i.e., an h index of 60 after 20 years, or 90 after 30 years), characterizes truly unique individuals.





2005



2005



2006

Pop (Publish or Perish)

Harzing's Publish or Perish

File Edit View Tools Help

Author impact | Journal impact | General citations | Multi-query center | Web Browser

Author impact analysis - Perform a citation analysis for one or more authors

Author's name:

Exclude these names:

Year of publication between: and:

Biology, Life Sciences, Environmental Science
 Business, Administration, Finance, Economics
 Chemistry and Materials Science
 Engineering, Computer Science, Mathematics
 Medicine, Pharmacology, Veterinary Science
 Physics, Astronomy, Planetary Science
 Social Sciences, Arts, Humanities

Lookup
Lookup Direct
Help

Results

Papers:	100	Cites/paper:	118.21	h-index:	45	AWCR:	2832.23
Citations:	11821	Cites/author:	2480.94	g-index:	100	AW-index:	53.22
Years:	6	Papers/author:	24.14	hc-index:	45	AWCRpA:	592.47
Cites/year:	1970.17	Authors/paper:	4.70	hI-index:	8.47	e-index:	94.17
				hI,norm:	26	hm-index:	14.72

Cites	Per year	Rank	Authors	Title	Year	Publication
<input checked="" type="checkbox"/>	1073	214.60	19	..., PM Shah, JS Sh...	2006	Journal of the ...
<input checked="" type="checkbox"/>	709	177.25	24	... Varilly, LD Stein, ...	2007	Nature
<input checked="" type="checkbox"/>	645	129.00	25	SC Smith Jr, TE Feld...	2006	Journal of the ...
<input checked="" type="checkbox"/>	567	113.40	29	..., CR Slaughterbe...	2006	Nature
<input checked="" type="checkbox"/>	504	100.80	31	... Schroth, S Shche...	2006	Nature ...
<input checked="" type="checkbox"/>	452	90.40	33	SC Smith Jr, TE Feld...	2006	Catheterization and ...
<input checked="" type="checkbox"/>	432	216.00	36	..., L Gubareva, J B...	2009	Science
<input checked="" type="checkbox"/>	403	134.33	37	... Scally, GP Schrot...	2008	Nature
<input checked="" type="checkbox"/>	369	73.80	39	..., N Gevorkian, Z ...	2006	Circulation
<input checked="" type="checkbox"/>	362	60.33	40	..., AJ Knights, A K...	2005	Nature
<input checked="" type="checkbox"/>	335	111.67	42	... Simone, A Simons...	2008	Autophagy
<input checked="" type="checkbox"/>	333	55.50	41	..., MK McLelland, K ...	2005	Space Science ...
<input checked="" type="checkbox"/>	287	71.75	49	...Picado, JM Miro,...	2007	Science
<input checked="" type="checkbox"/>	256	42.67	54	..., G Rickett, C Smi...	2005	Antimicrobial agents ...
<input checked="" type="checkbox"/>	247	61.75	57	... Sham, LD Stein, L...	2007	Nature
<input checked="" type="checkbox"/>	235	58.75	56	..., NB Sisneros, CD...	2007	Nature
<input checked="" type="checkbox"/>	225	75.00	58	...DE Larson, DC Ko...	2008	Nature
<input checked="" type="checkbox"/>	209	34.83	63	RH Kim, PD Smith, H...	2005	Proceedings of the ...
<input checked="" type="checkbox"/>	172	57.33	66	..., AFA Smk, A Pas...	2008	Nature
<input checked="" type="checkbox"/>	168	28.00	67	..., PC Reading, KA...	2005	The Journal of ...
<input checked="" type="checkbox"/>	164	54.67	70	..., L Gaunt, J Clayt...	2008	... England Journal of ...
<input checked="" type="checkbox"/>	157	39.25	71	..., M Sale, P Kelly, ...	2007	Nature
<input checked="" type="checkbox"/>	154	25.67	74	... Hunter, G Bignell,...	2005	Nature genetics
<input checked="" type="checkbox"/>	153	38.25	73	...MJ O'Connell, RE ...	2007	Journal of Clinical ...
<input checked="" type="checkbox"/>	143	28.60	75	... A Mushegian, JP ...	2006	Science
<input checked="" type="checkbox"/>	140	28.00	76	..., A Yung, L Philip...	2006	Archives of General ...
<input checked="" type="checkbox"/>	134	26.80	77	... MacNeil, SJ Howe...	2006	Nature medicine
<input checked="" type="checkbox"/>	134	22.33	78	..., PT O'Gara, R Fa...	2005	Circulation
<input checked="" type="checkbox"/>	133	66.50	81	N Smith, P Arnett	2009	Applied Physics Letters
<input checked="" type="checkbox"/>	133	66.50	79	..., S Todd, C Holm...	2009	Nature genetics
<input checked="" type="checkbox"/>	128	25.60	82	M Westby, C Smith...	2006	Journal of ...
<input checked="" type="checkbox"/>	128	25.60	89	..., AD Strand, L Cu...	2006	Cell Metabolism
<input checked="" type="checkbox"/>	125	41.67	80	..., J Xu, H Gronber...	2008	Nature genetics
<input checked="" type="checkbox"/>	118	23.60	91	..., P Lynch, T Liu, ...	2006	...
<input checked="" type="checkbox"/>	111	27.75	93	... Madhani, D Selw...	2007	Nature medicine
<input checked="" type="checkbox"/>	111	18.50	94	... Salank. S Sethi. R...	2005	Journal of the ...

Copy >
Copy results
Check all
Check selection
Uncheck all
Uncheck 0 cites
Uncheck selection
Help

Publish or Perish in the news
Read about the news coverage that Publish or Perish frequently receives in countries all over the world.
Open page in browser...

Publish or Perish sponsors
TARMA SOFTWARE RESEARCH

3.1.3926 04 October 2010

start 3 Microsoft Of... Circulation draft ... Document5 - Mic... Spotify ISI Web of Kno... Harzing's Publish... EN 11:50

PoP (Publish or Perish)



Jorge G. Hirsch

Titular Researcher, Universidad Nacional Autonoma de Mexico

Nuclear Physics - Quantum Optics

Verified email at nucleares.unam.mx

Citation indices

	All	Since 2008
Citations	1701	733
h-index	25	15
i10-index	57	21

Citations to my articles



Show: 20 1-20 Next >

Title / Author	Cited by	Year
Neutrinoless double beta decay in heavy deformed nuclei JG Hirsch, O Castanos, PO Hess Nuclear Physics A 582 (1), 124-140	73	1995
Renormalized quasiparticle random phase approximation and double beta decay: A critical analysis of double Fermi transitions JG Hirsch, PO Hess, O Civitarese Physical Review C 54 (4), 1976	58	1996
Uncertainties in nuclear transition matrix elements for neutrinoless $\beta\beta$ decay within the projected-Hartree-Fock-Bogoliubov model PK Rath, R Chandra, K Chaturvedi, PK Raina, JG Hirsch Physical Review C 82 (6), 064310	52	2010
Nuclear deformation and neutrinoless double-beta decay of Zr94, 96, Mo98, 100, Ru104, Pd110, Te128, 130, and Nd150 nuclei within a mechanism		

open repositories

The logo for RePEc (Research in Economics Papers) features the text "RePEc" in a stylized, italicized serif font. The letters are white with a blue shadow effect, and the text is centered on a white rectangular background.

Top Research Items

- **Top Items by Citations** (all works, updated daily)

- Number of citations (recent)

Top Series

- Number of citations, weighted by simple impact factors (recent)

- Number of citations, weighted by recursive impact factors (recent)

- **Top Series by Citations** (all series, updated daily). Download raw data

- Number of citations, discounted by citation age (recent)

- Number of citations, weighted by simple impact factors and

Top Authors

- **Aggregation of many ranking methods for authors worldwide.** For a summary including rankings in all criteria, see [this page](#).
- **All authors for each ranking method:** NbWorks, DNbWorks, ScWorks, WScWorks, ANbWorks, AScWorks, AWScWorks, NbCites, DCites, ScCites, DScCites, WScCites, WDScCites, ANbCites, ADCites, AScCites, ADScCites, AWScCites, AWDScCites, HIndex, NCAuthors, RCAuthors, NbPages, ScPages, WScPages, ANbPages, AScPages, AWScPages, AbsViews, Downloads, AAbsViews, ADownloads, Closeness, Betweenness, Wu-index.
- **Top Women Economists.**
- **Top Young Economists.**
- **Top Economists by Cohorts.**
- **Top Deceased Economists.**
- You may compute your own summary ranking here by choosing what methods to include and how to aggregate them.
- **Top authors by region:** Africa, Asia, Central America and Caribbean, Europe, European Union, Oceania, South America.
- **Top authors by country:** Albania, Algeria, Argentina, Australia, Austria, Azerbaijan, Bangladesh, Barbados, Belarus, Belgium, Bolivia, Brazil, Bulgaria, Cambodia, Cameroun, Canada, Chile, China, Colombia, Costa Rica, Croatia, Cyprus, Czech Republic, Denmark, Ecuador, Egypt, Estonia, Ethiopia, Fiji, Finland, France, Georgia, Germany, Ghana, Greece, Guatemala, Haiti, Hong Kong, Hungary,

RESEARCH ARTICLE



Do Pressures to Publish Increase Scientists' Bias? An Empirical Support from US States Data

Article

Metrics

Related Content

Comments: 0

Daniele Fanelli*

INNOGEN and Institute for the Study of Science, Technology and Innovation (ISSTI), The University of Edinburgh, Edinburgh, United Kingdom

Abstract [Top](#)

The growing competition and "publish or perish" culture in academia might conflict with the objectivity and integrity of research, because it forces scientists to produce "publishable" results at all costs. Papers are less likely to be published and to be cited if they report "negative" results (results that fail to support the tested hypothesis). Therefore, if publication pressures increase scientific bias, the frequency of "positive" results in the literature should be higher in the more competitive and "productive" academic environments. This study verified this hypothesis by measuring the frequency of positive

To add a note, highlight some text. [Hide notes](#)
Make a general comment

Jump to

- [Abstract](#)
- [Introduction](#)
- [Results](#)
- [Discussion](#)
- [Materials and Methods](#)
- [Acknowledgments](#)
- [Author Contributions](#)
- [References](#)

View All Figures

Download: [PDF](#) | [Citation](#) | [XML](#)
[Print article](#)
 [EzReprint](#) New & improved!

Metrics [i](#)

Total Article Views: **21,447**

Citations

[CrossRef \(15\)](#)
[PubMed Central \(9\)](#)
[Scopus \(25\)](#)
[Web of Science® \(23\)](#)

Social Networks

[CiteULike \(34\)](#)
[Facebook \(245\)](#)
[Twitter \(7\)](#)

More

Related Content

Related Subject Categories

[Chemistry](#), [Computer Science](#), [Ecology](#), [Evidence-Based Healthcare](#), [Evolutionary Biology](#), [Genetics and Genomics](#), [Immunology](#), [Microbiology](#), [Molecular Biology](#), [Neuroscience](#), [Pharmacology](#), [Physics](#), [Physiology](#), [Plant Biology](#), [Science Policy](#)

Related Articles on the Web

Citations ⓘ



Article Usage ⓘ

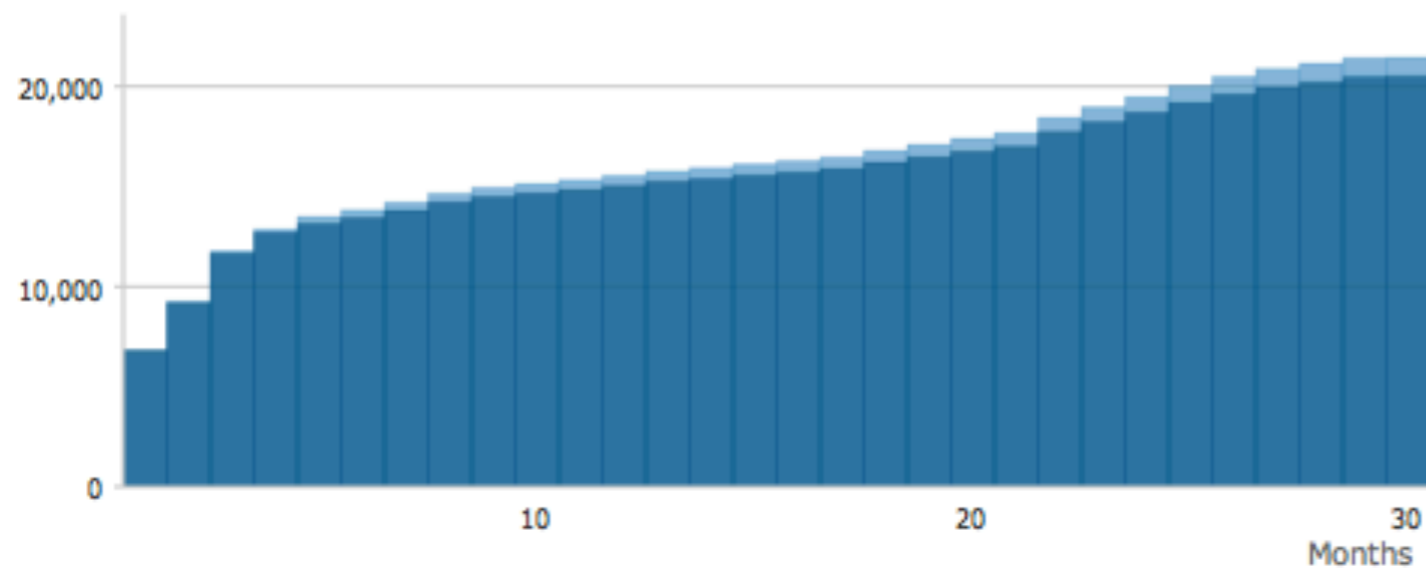
Total Article Views

21,447

Apr 21, 2010 (publication date)
through undefined NaN, NaN*


	HTML Page Views	PDF Downloads	XML Downloads	Totals
PLoS	17,769	2,668	67	20,504
PMC	707	236	n.a.	943
Totals	18,476	2,904	67	21,447

Cumulative Views



*Although we update our data on a daily basis, there may be a 48-hour delay before the most recent numbers are available. PMC data is posted on a monthly basis and will be made available once received.

Social Networks



PLOS Readers





[advanced search](#)

OPEN ACCESS

760,233

VIEWS

915

CITATIONS

359

ACADEMIC BOOKMARKS

3,978

SOCIAL SHARES

ESSAY

Why Most Published Research Findings Are False

John P. A. Ioannidis

Article

About the Author

Metrics

Comments


Related Content

Download


Print

Share

Research Finding	True Relationship	No	Total
Yes	0.1 - 0.0001 + 0.1	0.0001 + 0.1	0.1001 + 0.0001 + 0.1
No	0.0001 + 0.1	0.1 - 0.0001 + 0.1	0.1001 + 0.0001 + 0.1
Total	0.0001 + 0.1	0.0001 + 0.1	0.2



Research Finding	True Relationship	No	Total
Yes	0.1 - 0.0001 + 0.1	0.0001 + 0.1	0.1001 + 0.0001 + 0.1
No	0.0001 + 0.1	0.1 - 0.0001 + 0.1	0.1001 + 0.0001 + 0.1
Total	0.0001 + 0.1	0.0001 + 0.1	0.2



Hide Figures

Abstract

Modeling the Framework for False Positive Findings

Bias

Testing by Several Independent Teams

Abstract

Summary

There is increasing concern that most current published research findings are false. The probability that a research claim is true may depend on study power and bias, the number of

Related PLOS Articles

[When Should Potentially False Research Findings Be Considered Acceptable?](#)

[Most Published Research Findings Are False—But a Little Replication Goes a Long Way](#)

[Minimizing Mistakes and Embracing Uncertainty](#)

Comments

[Open Access and the Skewness of Science: It Can't Be Cream All the Way Down](#)



Demographics

The Altmetric score is one measure of the quality and quantity of online attention that this article has received. You can read about [how Altmetric scores are calculated](#) here.

This article scored **1210.95**

Score in context

Puts article in the top 5% of all articles ranked by attention

[show more...](#)

Mentioned by

- 797 tweeters
- 49 Facebook users
- 2 Highlights & reviews
- 1 news outlets
- 3 video uploaders
- 6 Pinnerers
- 68 science blogs
- 37 Google+ users
- 14 Redditors

Readers on

- 13 Mendeley
- 334 CiteULike
- 23 Connotea

Compared to all articles in PLoS Medicine

So far Altmetric has tracked 1,002 articles from this journal. They typically receive a lot more attention than average, with a mean score of 17.2 vs the global average of 3.3. This article **has done particularly well**, scoring higher than 99% of its peers. It's actually **the highest scoring article** in this journal that we've seen so far.

In the **99%**ile

Ranks **1st**

All articles of a similar age

Older articles will score higher simply because they've had more time to accumulate mentions. To account for age we can compare this score to the 3,565 tracked articles that were published within six weeks on either side of this one in any journal. This article has done particularly well, scoring **higher than 99% of its contemporaries**.

In the **99%**ile

Ranks **1st**

Other articles of a similar age in PLoS Medicine

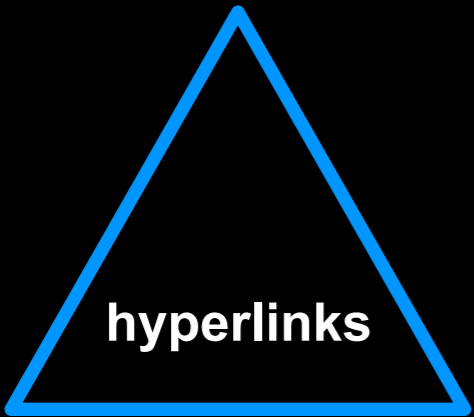

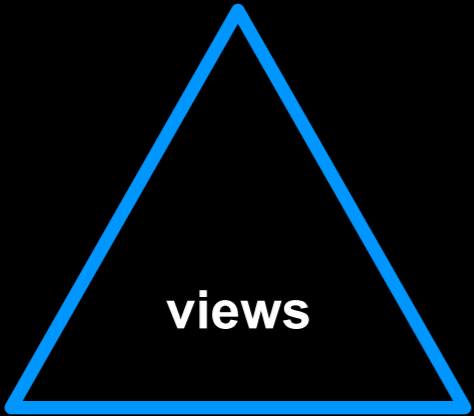
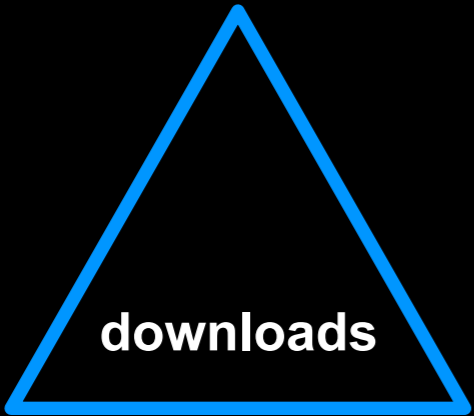
We're also able to compare this article to 21 articles from the same journal and published within six weeks on either side of this one. This article **has done very well**, scoring higher than 99% of its contemporaries.

In the **99%**ile

Ranks **1st**

All articles

In the



bibliometrics

